



UW-Madison Online
UNIVERSITY OF WISCONSIN-MADISON

Understanding Your Transfer Credit Evaluation

Adapted from the



TRANSFER
TRANSITION
PROGRAM
UW-MADISON

[ONLINE.WISC.EDU](https://online.wisc.edu)

Presentation Topics

- 1. Background: UW–Madison degree requirements**
- 2. Background: Types of credit**
- 3. How to access your transfer credit evaluation**
- 4. Transfer credit evaluation abbreviation key**
- 5. Reading your credit evaluation: Course credits**
- 6. Reading your credit evaluation: Test credits**
- 7. Reading your credit evaluation: Important notes**
- 8. Next steps**

1. Background: UW–Madison degree requirements

Earning a degree from UW–Madison means satisfying three sets of requirements:

University General Education Requirements (GER)

Required of ALL undergraduates: Communication A & B, Quantitative Reasoning A & B, ethnic studies requirement

School/College Requirements

Often referred to as Liberal Arts Breadth; vary by school/college

Major Requirements

Specific courses or electives which vary by major

The abbreviations on your credit evaluation will help you understand how the courses you've taken elsewhere will apply to each of these types of requirements.

Note: More information on the University GERs is available online in our Undergraduate Catalog at guide.wisc.edu

2. Background: Types of credit

Using other institutions' course descriptions from their catalogs, credit evaluators in the Office of the Registrar perform a course-by-course evaluation of each admitted student's transcripts. There are four main types of equivalents you might see on your credit evaluation:

- 1. Direct Equivalent credit** – A course is awarded direct equivalent credit when UW–Madison has a course taught at the same level which covers the same topics, and requires the same pre-requisite courses.
Frequently applies to: University GER, school/college requirements, major requirements
- 2. Departmental or breadth area elective credit** – This type of credit is awarded when UW–Madison does not offer a similar course.
Frequently applies to: University GER, school/college requirements.

Title	Units	Dept	Nbr
General Chemistry	5.00	CHEM	103

Example: This General Chemistry course covers the same material as UW–Madison's Chem 103, and receives a direct equivalent.

Title	Units	Dept	Nbr
Survey Calc & Analy Geom	4.00	MATH	X05

Example: This student's Calculus course is not similar enough to UW–Madison's, therefore it receives Math elective credit, indicated by an X in front of the course number of the equivalent.

2. Background: Types of credit, cont'd.

- 3. General Elective credit** – This type of credit is awarded when a course is transferrable, but UW–Madison lacks a corresponding department and the course does not fit into any breadth areas.
Frequently applies to: Minimum number of credits needed for degree.
- 4. No Credit** – Courses that are vocational, remedial, or doctrinal in nature are considered to be non-transferable and will not receive any credit. Coursework taken at a non-accredited institution is also not transferable, but it will not appear at all on the credit evaluation.

Title	Units	Dept	Nbr
Shaping the Modern Mind	3.00	GEN ELCT	X12

Example: This is an Honors Colloquium course which is not offered at UW–Madison, so it receives General Elective credit, indicated by the phrase “GEN ELCT” in the Dept column.


Title	Units	Dept	Nbr
Essentials of Algebra	3.00	NO CRED	X10

Example: Remedial algebra courses receive no credit towards an undergraduate degree. This is indicated by the phrase “NO CRED” in the Dept column where a department or breadth area is normally listed

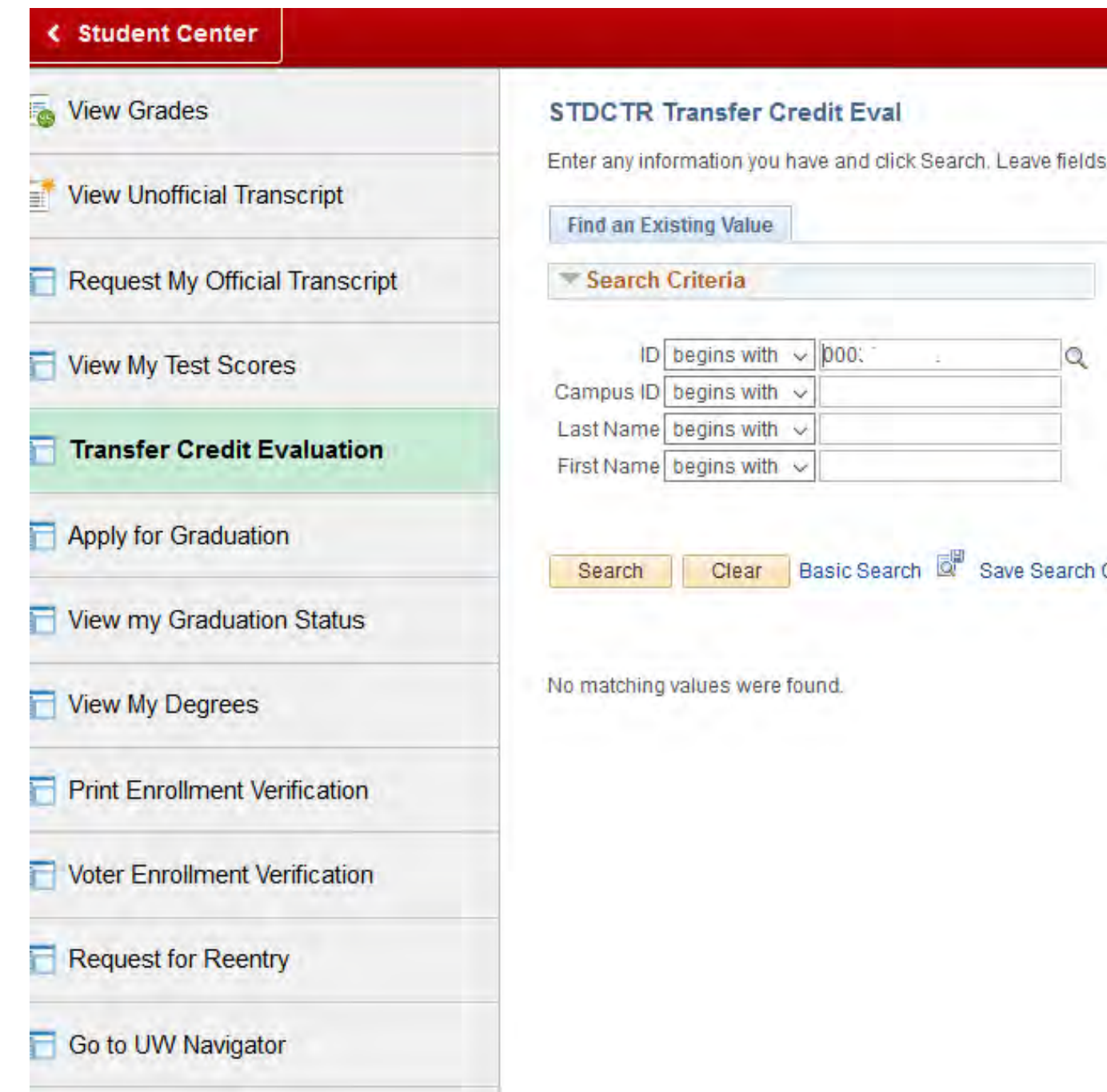
3. How to access your transfer credit evaluation

After your admission, the Office of the Registrar's Credit Evaluation Services team posts your official transfer credit evaluation to your Student Center.

1. Log into your Student Center through the MyUW portal, and select the Academic Records app.



2. Select Transfer Credit Evaluation from the menu on the left. If it does not automatically populate, enter your 10-digit campus ID number in the second field. Click search to see your evaluation.



4. Transfer credit evaluation abbreviation key

In addition to listing the equivalent each course has been assigned, your credit evaluation will contain a series of columns headed by the letters “geBLCX” arrayed next to your incoming courses, as seen to the right. The letters in these columns will indicate which general education and breadth requirements you may have satisfied with each course.

‘g’ column: Identifies courses which satisfy the University GERs of communication or quantitative reasoning. All abbreviations in this column are lowercase.

a = Communication A

b = Communication B

q = Quantitative Reasoning (QR) A

r = Quantitative Reasoning (QR) B

‘e’ column: Indicates that a course has satisfied the ethnic studies requirement

g	e	B	L	C	X
		H	E	C	
		B	E	C	
		S	E	C	
a			E	C	
		L	E	C	
	e	S	E	C	
		Z	E	C	
r		N	I	C	
r		N	I	C	
		S	I	C	

Note: More information on the University GERs is available online in our Undergraduate Catalog at guide.wisc.edu

4. Transfer credit evaluation abbreviation key, cont'd.

In addition to listing the equivalent each course has been assigned, your credit evaluation will contain a series of columns headed by the letters “geBLCX” arrayed next to your incoming courses, as seen to the right. The letters in these columns will indicate which general education and breadth requirements you may have satisfied with each course.

‘B’ column: Shows how courses count in meeting breadth area requirements.

All abbreviations in this column are uppercase.

B = Biological Science

H = Humanities

L = Literature (can also count towards the Humanities requirement)

N = Natural Science

(does not necessarily satisfy specific biological or physical science requirements)

P = Physical Science


S = Social Science

W = Social or Natural Science

X = Humanities or Natural Science

Y = Biological Science or Social Science

Z = Humanities or Social Science



	g	e	B	L	C	X
			H	E	C	
			B	E	C	
			S	E	C	
a				E	C	
			L	E	C	
	e		S	E	C	
			Z	E	C	
r			N	I	C	
r			N	I	C	
			S	I	C	

4. Transfer credit evaluation abbreviation key, cont'd.

In addition to listing the equivalent each course has been assigned, your credit evaluation will contain a series of columns headed by the letters “geBLCX” arrayed next to your incoming courses, as seen to the right. The letters in these columns will indicate which general education and breadth requirements you may have satisfied with each course.

‘L’ column: Indicates course level (required only for Letters & Science degrees)

E = Elementary level

I = Intermediate level

A = Advanced level

D = Intermediate or Advanced level

‘C’ column: Indicates whether a course counts towards the 108 Liberal Arts & Science credits or towards the 12 free elective credits required by the College of Letters & Science for B.A. or B.S. degrees

C = Liberal Arts & Sciences credit

X = Free elective credit

‘X’ Column: Indicates a course that is cross-listed with another department; i.e., the course is offered by both departments.

g	e	B	L	C	X
		H	E	C	
		B	E	C	
		S	E	C	
a			E	C	
		L	E	C	
	e	S	E	C	
		Z	E	C	
r		N	I	C	
r		N	I	C	
		S	I	C	

5. Reading your credit evaluation: Course credits

TRANSFER CREDIT EVALUATION

University of Wisconsin-Madison, Office of the Registrar

Name:
 Campus ID:
 First College Matriculation Date: 08/01/2014
 Total Degree Credits Transferred: 31.000
 High School: High School
 High School Units: 1.0 Algebra 1.0 Geometry 2.0 Other Math 4.0 Spanish
 Transfer From:
 1 Univ of Wisconsin-Milwaukee

Information about your high school units and where your transfer credit is from

Course Credits

Credit value of course at previous institution

The course number of the equivalent you received. Any number with an X in front indicates the course has transferred as departmental (e.g., English), breadth area (e.g., Soc/Hum), or general (e.g., PE ACTIV) electives. A number of 100 or above indicates a direct equivalent to a transferrable course.

geBLCX refers to degree requirements the course may satisfy. Please refer back to the abbreviation key section for more information.

Transfer Institution: Univ of Wisconsin-Milwaukee
 Credit Source Type: External
 Degree Credits Transferred CC: 31.00

Number of UW-Madison credits received

UW-Madison term to which credits are posted.

External Transfer Course / Internal Equivalency															
Dept	Nbr	Title	Units	DeptI	NbrI	g	e	B	L	C	X	TitleI	Credits	Term	UWTS
CHEM	100	Chemical Science	4.00	CHEM	X01				P	E	C	Electives	4.000	2015 Fall	
CHEM	102	General Chemistry	5.00	CHEM	103				P	E	C	General Chemistry I	5.000	2015 Fall	
ENGLISH	101	Intro to College Writing	3.00	ENGLISH	X02				E	C		Electives	3.000	2015 Fall	
ENGLISH	102	College Writing & Research	3.00	ENGLISH	X04	a			E	C		Electives	3.000	2015 Fall	
HIST	150	Multicultural America	3.00	SOC/HUM	X12		e		Z	E	C	Electives	3.000	2015 Fall	
MATH	211	Survey Calc & Analy Geom	4.00	MATH	X03	q			N	I	C	Electives	4.000	2015 Fall	
SPANISH	104	Second Semester Spanish	4.00	SPANISH	102				E	C		First Year Spanish	4.000	2015 Fall	
SPANISH	203	Third Semester Spanish	3.00	SPANISH	203				I	C		Third Semester Spanish	3.000	2015 Fall	
SPT&REC	298	Meditation/Relaxation/Wellness	2.00	PE ACTIV	X10					X		Electives	2.000	2015 Fall	

External Transfer Course: Info about the incoming course

Internal Equivalency: Info about how the course has transferred to UW-Madison

6. Reading your credit evaluation: Test credits

Test credits include Advanced Placement (AP), International Baccalaureate (IB), College-Level Examination Program (CLEP) and foreign language retro credits awarded by previous institutions.

Test Credits

Degree Credits Transferred TC: 14.00

Test Data / Internal Equivalency

Test	Component	Score	DeptI	NbrI	g	e	B	L	C	X	TitleI	Credits	
FL	Spanish 204	12.00	SPANISH	101					E	C		First Semester Spanish	4.000
				102					E	C		Second Semester Spanish	4.000
				203					I	C		Third Semester Spanish	3.000
AP	History U.S.	3.00	GEN ELCT	X12				E	C		Electives	3.000	

Test Data / Internal Equivalency

Test Data: Information about the test (or the qualifying course equivalent in the case of foreign language retro credits).

Internal Equivalency: Information about the UW-Madison credit you've been awarded.

Total UW-Madison credits awarded: 14.00

7. Reading your credit evaluation: Important notes

The notes section communicates important information about your evaluation. Each note starts with two hyphens, and gives a different instruction. You may see notes regarding placement tests, submission of a final transcript or AP scores, or a request to send in a syllabus for a specific course.

The image shows a screenshot of an 'Important Notes' section. The title 'Important Notes' is at the top left. Below it, a blue box contains the text 'Fall 2018-2019'. A blue arrow points from this box to a larger blue box containing the text 'Term and school year to which the notes apply.' Below the title, there are five lines of text, each preceded by two hyphens. Blue arrows point to the start of each line of text. The text is as follows:

- You may submit an OFFICIAL Advanced Placement score report to the Admissions Office for determination of possible additional transfer credit. Official score reports are available through the College Entrance Examination Board, P.O. Box 6671, Princeton, NJ 08541, (888) 225-5427, www.collegeboard.com.
- GER Communication Part A not satisfied at the time of admission.
- You must take the University of Wisconsin English Placement Test (UWEPT). Plan to take the test before you attend SOAR. Visit <http://testing.wisc.edu> for the SOAR testing schedule. If you have previously taken the UWEPT through another UW-System school please have your scores sent to UW-Madison's Office of Testing and Evaluation.
- You must take the University of Wisconsin Math Placement Test. Plan to take the test before you attend SOAR. This will ensure your eligibility to enroll in courses requiring math prerequisites at SOAR. Visit <http://testing.wisc.edu> for the SOAR testing schedule. If you have previously taken the math placement test through another UW-System school, please have your scores sent to UW-Madison's Office of Testing and Evaluation.
- Admission is final.

8. Next steps

- Meet with your **Enrollment Coach** for help getting your questions answered.
- UW–Madison Online students are required to complete online orientation and meet with their **Academic and Career Coach** prior to registering for classes.
- If a course has transferred differently than you hoped, please work with your coach to submit a **course reevaluation request** form to the Office of the Registrar. You'll need your name, wisc.edu email, campus ID number, and your academic and career coach's name. You will need to provide information about the course and upload a PDF of a detailed syllabus from the semester in which you took your course. Your coach can provide guidance on where to find the syllabus. You'll receive a decision within 4 to 6 weeks.
- Immediate questions about your credit evaluation should be directed to the Office of the Registrar's Credit Evaluation Services team via email at crediteval@registrar.wisc.edu, or via phone at 608-890-4000. Please include your name and campus ID number.



UW-Madison Online
UNIVERSITY OF WISCONSIN-MADISON

Thank you!

[ONLINE.WISC.EDU](https://online.wisc.edu)